

## Expressive Arts & Design (Creating with materials: Art) LTP 2021- 2022

### Term 1: Me, Myself & I

<u>Painting</u>	<u>Drawing</u>	<u>Collage</u>	<u>Sculpture</u>
<p>I know how to self-select poster paints and dispense appropriately for use</p> <p>I know how to explore paint using my hands, feet and fingers.</p> <p>I know how to hold a paintbrush correctly</p> <p>I know how to load an object with paint and print with it</p> <p>I know how to print regular and irregular patterns (<i>Simple A, B,A,B patterns – Maths Links</i>)</p>	<p>I know how to draw simple things from memory</p> <p>I can draw simple things that I observe</p> <p>I know how to draw potato people (no neck or body)</p>	<p>I know how to hold scissors correctly and cut a range of materials</p> <p>- I know how to mould and create simple shapes with malleable materials, e.g. dough</p> <p>- I know how to select and use glue sticks and glue spatulas appropriately</p>	

#### Resources, Experiences & Books

##### Creative Area

*Children should be introduced to the following before placing into CP:*




- \*Thick paint brushes
- \*Primary colour poster paints only
- \*Mixing palettes and normal palettes
- \*Water pots
- \*Glue sticks & Glue spatulas
- \*Basic Printing tools – sponges of different sizes & shapes
- \*Starter scissors & normal scissors
- \*Thick Pencil/ pencil crayons

##### Possible Ideas linked to seasons, common interests & celebrations

- \***Drawing ourselves – creating self-portraits** and presenting in different ways in our setting (display- child led)
- \*Experimenting/ exploring paint by testing it out with different materials, surfaces, environments (outside, stood up – vertical surface)
- \***Using the Peter Reynolds book 'The Dot'** as inspiration for our own dot art (Links to maths here too)
- \*Experimenting/ exploring a range of different textiles to touch, cut, tear

##### Artist links

\*



## Term 2: Celebration

Painting	Drawing	Collage	Sculpture
<p>I can explore colour and colour mixing</p> <p>I know how name, choose and match primary and secondary colours (Potential Autumn links)</p> <p>I know how mix primary colours to make secondary colours.</p>		<p>I know how to hold scissors correctly and cut a range of materials</p> <p>I know how to join items with glue or tape</p> <p>I know how to add other material to develop by model/ picture (tissue paper, glitter etc)</p>	<p>I know how to manipulate clay (rolls, squashes, pinches, twists)</p>

### Resources, Experiences, Books

#### Creative Area

*Children should be introduced to the following before placing into CP:*

- \*Range of primary & secondary colour poster paints
- \*Simple tissue paper samples
- \*Simple glitter options
- \*Sellotape dispensers

#### Possible Ideas linked to seasons, common interests & celebrations

- \*Experimenting with **printing** using Autumn objects of interests & fascination – pumpkins, leaves, pine cones
- \*Printing, experimenting with paint for **Bonfire Night (5<sup>th</sup> November)**
- \***Transient art linked to festivals, seasons**
- \*Investigating making different shades of colours linked to interests
- \*Diwali (**Thursday 4<sup>th</sup> November**) Creating diya lamps using air drying clay
- \*Christmas crafts- stain glass windows, cards etc.

#### Artist links

- \* Kandinsky – Linked to looking at shape and pattern during first term in maths.



## Term 3: Discovery (historical)

### Painting

I know how mix primary colours to make secondary colours.

I know how to use a thinner brush to add detail

### Drawing

I know how to draw bodies of an appropriate size for what their drawing.

### Collage

I know how to join items with glue or tape

I know how to join items in a variety of different ways

### Sculpture

I know how to work on group and individual model (Chinese dragon )

### Resources, Books & Experiences

#### Creative Area

*Children should be introduced to the following before placing into CP:*

- \*Black gel pens
- \*Thinner paint brushes
- \*Hole punch
- \*String
- \*Masking tape

#### Possible Ideas linked to seasons, common interests & celebrations

- \***Creating 'space'** rocket boosters, space ships, space helmets, moon collage & craft.
- \***Focus on joining materials** in a variety of different ways and an introduction to using different tools to do this – Hole punch, string, masking tape
- \***Chinese New Year (12<sup>th</sup> February)** – Creating lanterns, Chinese kite craft, Chinese new year dragons (whole group project)
- \***Valentines Day (14<sup>th</sup> February)** – Cards – using joining & cutting skills, colour mixing – (Creating different shades of red), drawing pictures of themselves, family members.

#### Artist links

\*



## Term 4, Discovery (location & maps)

### Painting

I know how to add white or black to alter, tint or shade.

I know how to colour match a specific colour and shade

I can hold my paintbrush with a tripod grip

### Drawing

I know how to draw a simple city scape

I know how to draw a simple landscape

I know how notice features in the natural world.

### Collage

I know how to classify materials into textures and colours

I know how to work on group and individual collages (creating whole class / individuals maps)

### Sculpture

I know how to build simple models using walls, roofs and towers

I know how to make something that I can give meaning to

## Resources, Books and Experiences

### Creative Area

*Children should be introduced to the following before placing into CP:*


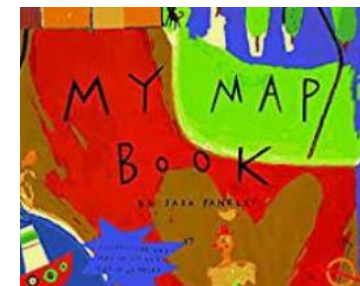
- \*Watercolour palettes
- \*Pastels
- \*Charcoal
- \*Rulers

### Possible Ideas linked to seasons, common interests & celebrations

- \* **Spring** – New life – Exploring flower petals (daffodils, spring flowers) Drawing ,painting and pastelling flowers.
- \***Easter celebrations**- Stain glass easter eggs (collaging, colour matching etc), cards
- \***Creating whole group maps** using a variety of materials, textures and colours.
- \*Making simple buildings, houses models etc

### Artist links

- \*Seurat – Landscapes using pointillism



## Term 5: Amazing Earth

### Painting

I know how to make paintings and drawings from observation, experience and imagination

I know how to colour match a specific colour and shade

Look at the work of other artists involved in painting and drawing.

### Drawing

I know how notice features in the natural world.

I know how to make paintings and drawings from observation, experience and imagination

I know how to define colours, shapes, texture and smells in my own world.

### Collage

I know how to improve my model by scrunching, twisting, folding, bending, rolling

I know how to join items in a variety of different ways – Sellotape, masking tape, string, ribbon,

### Sculpture

I know how to build something that replicates real life and can use a variety of resources to do so (eg loose parts)

### Resources, Experiences & Books

#### Creative Area

*Children should be introduced to the following before placing into CP:*

\*Ribbon


Possible Ideas linked to seasons, common interests & celebrations

\*Summer flowers, Jack and the beanstalk (collaging, sculpting bean stalks)

\*Flower collages (using real natural materials)

Artist links

\*Vincent Van Gogh – Sun Flowers



## Term 6 Amazing Earth

### Painting

I know how to make paintings and drawings from observation, experience and imagination

I know how to independently select additional tools (eg. Stampers, rollers) to improve my painting

I know how to create meaningful pictures or patterns when printing

### Drawing

I know how to make paintings and drawings from observation, experience and imagination

### Collage

I know how to secure boxes, toilet rolls, decorate bottles

### Sculpture

I can make something with clear intentions


### Resources, Experiences & Books

#### Creative Area

*Children should be introduced to the following before placing into CP:*

#### Possible Ideas linked to seasons, common interests & celebrations

- \***Minibeasts, natural world** – in detail observational drawing of objects that interest the children (e.g. Eggs, spiders & other insects, flowers, caterpillars, butterflies)
- \***Observing & drawing the insides of different fruits/ vegetables** – Links to Handa Surprise story.
- \***Creating globes, earth** painting drawing and sculpture
- \***Jungle themed collage** – Using a variety of different materials
- \***Ocean themed** pictures, collage and models. Links to world ocean day



#### Artist links

- \* Henri Matisse – Links through common interest with snails at this time of year