



We are Artists...

Drawing

We are curious, we are unique, we are together, we are Whiteshill!

Pencil Grades

H pencil - hard – hard and lighter lines

B pencil - blackness – soft and darker lines

Creating Space

Overlapping – putting shapes in front of one another

Height – how far up the piece of art a shape is

Size – how big a shape is compared to other shapes

Vocabulary

Refining – make minor changes over and over to improve something.

Realistic – accurate to real-life.

Drawing techniques



Feathering



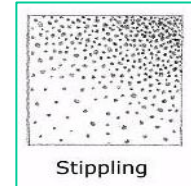
Cross-Hatching




Solid Shading



Hatching



Stippling



Contouring

Line types

Straight 

Curved 

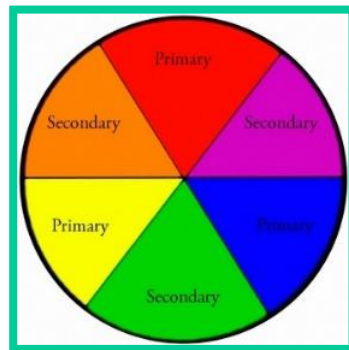
Hard – solid and dark

Soft – gentle and light


Thick – sides are far apart.

Thin – sides are close

Contrasting colours are opposite.




Colour Families



The Last Supper

Combine simple shapes to create an overall object.



Theme – the big idea or message of the art.

Content – what is included in the art.

Process – how a piece of art was put together.

Impact – a strong effect on something.


How to draw accurately:

Sketch first

Correct height, width and depth – use sighting

Look at the shape over and over and refine

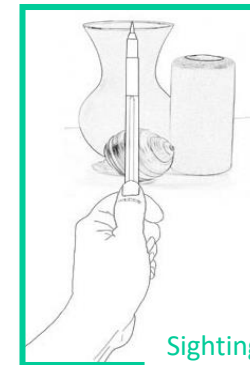
Add detail – colour, pattern and shading.



Leonardo DaVinci



Mona Lisa



Sighting

Elements of Art

Colour – how we describe the way our eyes see light.

Line – a mark made on a surface that joins different points.

Shape – a 2D area.

Space – the area around or inside a shape.