



We are Geographers...

Local Geography

We are curious, we are unique, we are together, we are Whiteshill!

Vocabulary

Biome – an area classified according to the species that live in that location e.g. forest, grassland, desert.

Vegetation belt - the main plant life within a certain area.

Gloucestershire

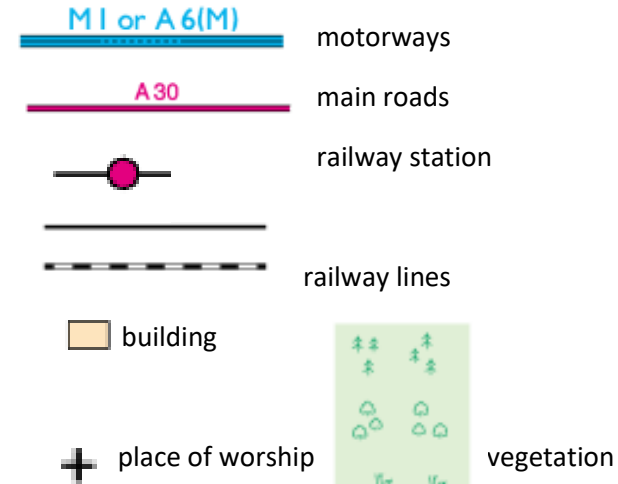
Human features:

City of Gloucester, M5, Gloucester Docks, Cheltenham (town).

Physical features:

River Severn, Forest of Dean, The Cotswolds, Slimbridge wetlands

OS Map Symbols:



Time Zone – GMT

Vocabulary:

Human feature – parts of the landscape made or built by humans.

Physical feature – parts of the landscape on earth naturally.

Settlement – a place which has been uninhabited, where people start to live together.

Human geography – the impact of people on the natural world.

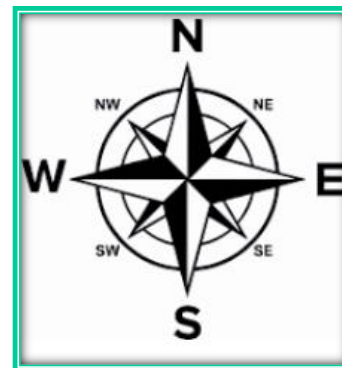
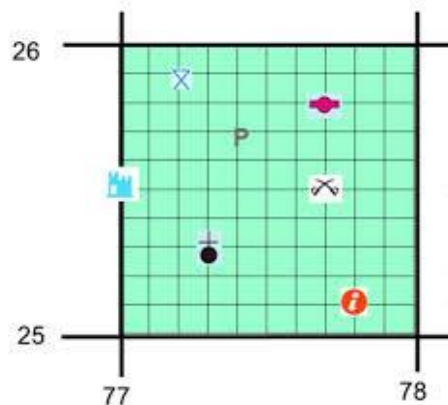
Physical geography – the natural processes of the Earth.

Characteristics – the things that make a place different to others – can be both physical and human.

Economy and Trade

Health, manufacturing, retail, education, construction, defence (GCHQ), Ecotricity and Energy from Waste.

Along the corridor and up the stairs



Main Natural Resources

Cotswold stone, River Severn

